

DURHAM DISTRICT SCHOOL BOARD

NOTICE OF MEETING

STANDING COMMITTEE PUBLIC SESSION

7:00 p.m.

Monday, June 1, 2020

VIRTUAL

Chairperson:

Niki Lundquist

Vice-Chairperson:

Christine Thatcher

Liaison Superintendent:

Acting Director Norah Marsh

Recording Secretary:

Kim Cox

DATE: Monday, June 1, 2020

TIME: 7:00 p.m.

LOCATION: Virtual

ATTACHMENTS: Agenda

Copies to:
All Trustees
Director of Education
All Superintendents

**STANDING COMMITTEE MEETING
OF THE
DURHAM DISTRICT SCHOOL BOARD
Monday, June 1, 2020
7:00 p.m.**

		<u>PAGE</u>	<u>TIME</u>
1.	<u>Call to Order</u>		
2.	<u>Declaration of Interest</u>		
3.	<u>Motion to Approve Agenda</u>		
4.	<u>Community Presentations</u>		
5.	<u>DDSB Presentations</u>		
	(a) Engagement Annual Report (Superintendent Heather Mundy)	1 – 13	7:00 – 7:15
	(b) Indigenous History Month (Superintendent Mohamed Hamid)	14 – 17	7:15 – 7:30
6.	<u>Recommended Actions</u>		
7.	<u>Information Items</u>		
	(a) Student Trustee Report (Student Trustees Sally Meseret/ Arlene Wang/Tyler West)	Verbal	
	(b) Distance Learning Update #5 (Acting Director Norah Marsh)	18 – 20	
	(c) Official Enrolment Projections 2020-2024 (Interim Associate Director Carla Kisko)	21 – 44	
	(d) OPSBA Report (Trustee Donna Edwards)	Verbal	
8.	<u>Committee Reports</u>		
9.	<u>Correspondence</u>		
10.	<u>Other Business</u>		
11.	<u>Adjournment</u>		

ADMINISTRATIVE REPORT

REPORT TO: Durham District School Board

DATE: June 1, 2020

SUBJECT: Engagement Annual Report

PAGE NO. 1 of 3

ORIGIN: Norah March, Acting Director of Education
Heather Mundy, Superintendent of Education

1. Purpose

To provide the Board of Trustees with a report on the activities of the Durham District School Board Engagement Portfolio and the annual report for the Parent Involvement Committee for the school year 2019-2020.

2. Ignite Learning Strategic Priority/Operational Goals

This report supports the goals outlined in the Ignite Learning Strategic Plan in the following ways:

Well-Being – *Create safe, welcoming, inclusive learning spaces to promote well-being for all students and staff*

- Collaborating with Well-Being and Safe Schools department to provide resources/information for parents/guardians

Engagement – *Engage students, parents and community members to improve student outcomes and build public confidence*

- Gathering parent/guardians voice through Parent Involvement Committee/ Ignite Learning Survey and exit tickets from events

3. Background

The Engagement Portfolio supports the DDSB Engagement Priority to engage students, parents, and community members to improve student outcomes and build public confidence. Engagement works collaboratively with Parent Involvement Committee, Parents as Partners Committee and other departments to promote and provide sessions and resources for parents/guardians which increases student success.

4. Analysis

4.1 Parent Involvement Committee

The Parent Involvement Committee (PIC) provides the school board with information and advice to help engage parents. The PIC undertakes activities to help parents support their children's learning at home and at school. They also share information with and support School Community Councils (SCCs).

The Parent Involvement Committee has established working groups to provide activities/resources for parents/guardians to support their children's success and well-being. These working groups include: PRO Grants, Regional SCC, Volunteer of Distinction, Parents as Partners Symposium, Welcome to DDSB Resource and Communication.

The PIC was integral in the success of the Volunteer of Distinction Ceremony in October 2019. The Parent Involvement Committee has supported two Regional SCC Nights (October 2019 and February 2020). The October event hosted 60 schools focused on Making Connections during which they were provided the Ignite Learning tool kit to support them in their planning. Information on PRO Grants was provided with time to collaborate within family of schools. Raising Healthy Happy Children was the theme of our February event with over 120 participants including our livestream attendees. The livestream is available at https://youtu.be/4LUUKfo9n_g. The evening ended with best practices shared by two DDSB SCC members. The PIC has also created their first e-newsletter: Supporting Parents as Partners in Education to be released May 2020.

See Appendix A – Parent Involvement Year End Report 2019-2020

See Appendix B – E-Newsletter: Supporting Parents as Partners in Education

4.2 Parents as Partners Virtual Symposium

The Parents as Partners Committee comprises of DDSB administrators, teachers and members from the Parent Involvement Committee. The committee had originally planned an event for April 4, 2020 to be held at J. Clarke Richardson CVI. Due to the closure of schools, this event had to be postponed. The Co-Chairs: Jon LePage (VP – O'Neill CVI), Jason Rodman (P – Goodwood PS) and Saamah Jadoon (VP- J. Clarke Richardson CVI) have worked to take the PAP Symposium virtual. On May 28th, the symposium kicked off with keynote speaker – Dr. Ivan Joseph, to be followed with a six Speaker Series videos that will be released over a three-week period in June 2020. The topics include: Helping Your Children Develop Resiliency, Indigenous Education, "Every Child Ready to Read®", Culturally Relevant Pedagogy, Healthy Habits and Digital Citizenship & Digital Etiquette. Please visit www.bit.ly/PAPVIRTUAL2020 for more information.

4.3 Resources during COVID-19

As part of the Engagement Strategic Plan, three YouTube videos were created to provide technology information for parents/guardians on Google Classroom, Google Read and Write and Web Resources for Parents. www.ddsb.ca/en/programs-and-learning/library-learning-commons.aspx#DDSB-Parent-Engagement-Videos--Google-Read--Write-Google-Classroom-Web-Resources These resources have been highlighted as support during the current pandemic.

Two resources have been created to support families during Distance Learning. Distance Learning: Suggestions for families <https://www.ddsb.ca/en/programs-and-learning/resources/Documents/Distance-Learning/DDSB-Distance-Learning-Suggestions-for-Families.pdf> and Working Together During Distance Learning <https://www.ddsb.ca/en/programs-and-learning/resources/Documents/Distance-Learning/Working-Together-During-Distance-Learning.pdf>.

5. **Financial Implications**

The Ontario Ministry of Education provided \$40,153.52 for PRO Grants in Durham District School Board. Other initiatives were supported through the Engagement portfolio.

6. **Evidence of Impact**

Participants from events provide feedback to support future planning. Participating numbers are gathered at each event and we have seen positive numbers with the livestream options that we have started this year.

7. **Communication Plan**

The Parent Involvement Year End Report will be posted to the DDSB website.

8. **Conclusion**

This report has been provided to the Board of Trustees as required by DDSB Regulation: Parent Involvement Committee and Ontario Regulation 330/10 which states that "The Parent Involvement Committee shall annually submit a written summary of the committee's activities to the Chair of the Board and the Director of Education."

9. **Appendices**


Appendix A – Parent Involvement Year End Report 2019-2020

Appendix B – E-Newsletter: Supporting Parents as Partners in Education

Report reviewed and submitted by:



Norah Marsh, Acting Director of Education



Heather Mundy, Superintendent of Education

PARENT INVOLVEMENT

YEAR END REPORT 2019-2020

This report has been provided to the Board of Trustees as required by DDSB Regulation: Parent Involvement Committee and Ontario Regulation 330/10 which states that *“The Parent Involvement Committee shall annually submit a written summary of the committee’s activities to the Chair of the Board and the Director of Education.”*

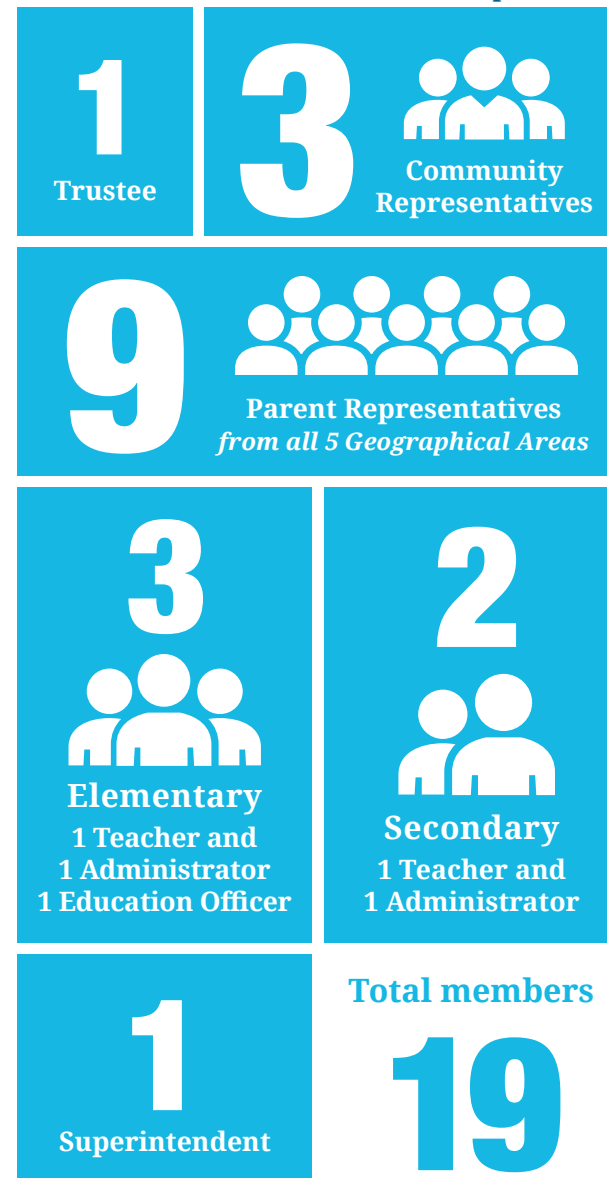
The Parent Involvement Committee (PIC)

provides the school board with information and advice to help engage parents. The PIC undertakes activities to help parents support their children’s learning at home and at school. They also share information with, and support School Community Councils.

During the 2019-2020 school year the PIC met...

- 5** times
- October 16, 2019
 - November 26, 2019
 - February 11, 2020
 - April 14, 2020
 - May 26, 2020

The Parent Involvement Committee comprises...



The PIC has supported the Ignite Learning Strategic Priorities

WELL-BEING

We value how you feel.



The Regional SCC: Raising Healthy Happy Children on February 25, 2020 focused on Mental Health and Well Being. The event had over 100 participants including our livestream attendees.

The two sessions were recorded and can be accessed through the links provided: Promoting Healthy Habits in Youth by Dan Hogan, Substance Abuse/Violence Prevention Co-ordinator, Safe Schools https://youtu.be/4LUUKfo9n_g?t=4324 and Promoting Mentally Healthy Communities by Steffanie Pelleboer, Mental Health Leader https://youtu.be/4LUUKfo9n_g?t=1671.



EQUITY

We value who you are.



The PIC created a working group to focus on Parents Reaching Out Grants. The Ministry of Education provided \$40,153.52 to DDSB to support parent engagement initiatives. A key focus for PRO Grant initiatives is to reduce barriers for parent engagement and meet the individual needs of the school communities. Projects that involved collaboration between schools/ community agencies were encouraged. SCC members had the opportunity to engage in co-planning within their family of schools at the October Regional SCC event which had over 100 participants.

The PRO Grant working group reviewed 42 submissions and with careful thought and consideration, 31 applications were approved. The working group ensured there was equitable distribution of the funds. The Pickering schools held a large event at Pickering High School on March 7, 2020 with over 200 participants. A choice of family workshops were provided including Identity Matters, Manage Stress with Ease, Therapeutic Art, Cyber-safety, The Essence of Adolescence, Indigenous Art, Combating Racism and more.



ENGAGEMENT

We value your involvement.

Each year the PIC and DDSB recognize the valued work of volunteers at our Volunteer of Distinction. 130 volunteers were honoured for their outstanding contributions within our elementary and secondary schools.



INNOVATION

We value forward thinking.

Our Parents as Partners Virtual Symposium: Be Well, Be Positive commenced with a Keynote Speaker, Dr. Ivan Joseph, on May 28th 2020. Our six Speaker Series videos were released over a three week period in May/June 2020. www.bit.ly/PAPVIRTUAL2020 The topics included: Helping Your Children Develop Resiliency, Indigenous Education, “Every Child Ready to Read®”, Culturally Relevant Pedagogy, Healthy Habits and Digital Citizenship & Digital Etiquette.

Parents as Partners
VIRTUAL SYMPOSIUM 2020

Keynote and Speaker Series Videos: bit.ly/PAPVIRTUAL2020

**Be Well
BE POSITIVE**

KEYNOTE SPEAKER: DR IVAN JOSEPH
speakers.ca/speakers/dr-ivan-joseph
An award-winning coach, educator, and leader, Ivan has spent his career leading cultural transformation and helping people believe in themselves. Ivan speaks about self-confidence to embrace the “grit” to persevere in spite of setbacks. Dynamic and engaging, Ivan always leaves audience with a memorable experience that adds value long after the presentation ends.

May 28, 2020
Keynote Livestream 7:00pm
*Please note this livestream will not be available for future viewing.

Tune in for more from our **Speakers Series** each week including...
Helping Your Children Develop Resiliency • Indigenous Education • “Every Child Ready to Read®”
Culturally Relevant Pedagogy • Healthy Habits • Digital Citizenship and Digital Etiquette
Please visit: bit.ly/PAPVIRTUAL2020 for more information

At the Durham District School Board, we value our students... we value innovative learning... and... we value our parents and guardians as important partners in education!


PARENT ENGAGEMENT **DDSB**
Ignite Learning

SUCCESS

We value
your achievements.




The Parent Involvement Committee has established working groups to provide activities/resources for parents/guardians to support their children's success and well-being. These working groups include: PRO Grants, Regional SCC, Volunteer of Distinction, Parents as Partners Symposium, Welcome to DDSB Resource and Communication.



LEADERSHIP

We value how you grow.



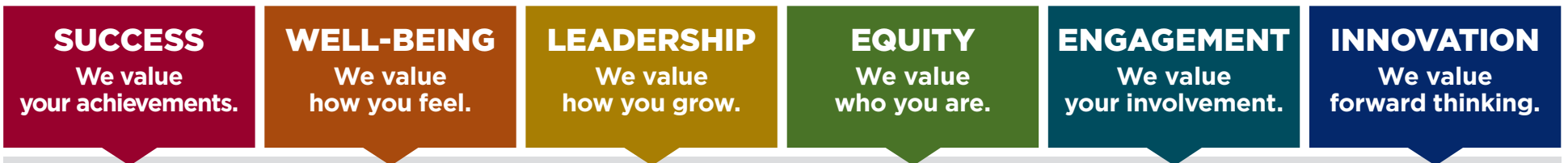
The Ignite Learning Implementation Guide and Resources for School Community Councils was provided to every school in October 2019 at the Regional SCC event. The resource included information on Ignite Learning Strategic Plan, PIC, SCC, How Do We Ignite Learning Planner for SCCs as well as a Powerpoint to share with SCCs. SCCs indicated that this tool assisted in discussions reflecting on how SCCs support school improvement through the lens of the six DDSB priorities. SCC members also provided feedback through a ThoughtExchange during the evening.



GROW EVERY STUDENT
STAFF
SCHOOL
YEAR

#WeAreDDSB
stronger together

DDSB
Ignite Learning



DDSB MULTI-YEAR STRATEGIC PRIORITIES



Supporting

Parents as Partners in Education

MAY 2020



E-newsletter from DDSB Parents Involvement Committee (PIC)



Message

from PIC Co-Chairs

Partnering with your child to the best of your ability is the greatest support you can provide your child in their education. Nobody is expected to be a superhero; please reach out to your teachers, SCC, PIC members, and principals if you need something. We are happy to help with resources you need to help your child succeed.

We also want to say thank you to all the parents and caregivers for their understanding and continued support of our students and staff during this difficult time. We appreciate all the hard work that you do daily in helping your child(ren) with their education, and we look forward to brighter days ahead.

PIC Co-Chairs

Valrie Estridge and Tiffany Sherwood

THE DDSB IS SUPPORTING STUDENTS, PARENTS AND OUR COMMUNITY

DDSB is currently running **9528 Google Classrooms** and **1243 D2L Classrooms** across the district, an increase of over **60%** since March!

How many additional Chromebooks and internet devices have we given out?

As of April 30, approximately **5,000** Chromebooks have been distributed to students, bringing the total number provided to approximately **35,000**.

The DDSB has also distributed **660 mobile internet hotspots** to families in need.



Google Classroom



chromebook

Register for the Virtual¹⁰ Parents as Partners Symposium

"BE WELL ~ BE POSITIVE"

Thursday, May 28th at 7:00 pm

Join parents/guardians from across the DDSB virtually at the Parents as Partners Symposium, taking place on **Thursday, May 28 at 7pm.**

This year we are proud to welcome the dynamic and engaging **Dr. Ivan Joseph, an award-winning coach, educator and leader.** Ivan has spent his career leading cultural transformation and helping people believe in themselves. Ivan speaks about self-confidence to embrace the **"grit"** to persevere in spite of setbacks.

YOU DON'T WANT TO MISS THIS



Dr. Ivan Joseph

Register on-line to reserve your **FREE** spot!

Tips from the DDSB's Mental Health Leader, Steffanie Pelleboer

Parenting at any time can be challenging; parenting during COVID-19 can be even more stressful. It can bring on feelings of anxiety, worry and uncertainty. As parents and caregivers, we feel this and our children feel it as well. It can be hard to know how to best support your child as we all navigate disrupted routines and changes to home, school, and work life; and how to make sure you are taking care of yourself during this difficult time.

Managing Stress During These Uncertain Times

Taking care of yourself is especially important when stress might be higher than usual for both you and your children. Our children will often take emotional cues from us, therefore our first step in managing through the uncertainty is to take care of ourselves and manage our own anxiety and stress. By taking care of yourself, you are helping yourself be the

best caregiver you can be, and you are also modeling self-care for your children.

There are many things that you can do to support your child during this time. One of the most important things you can do is stay calm and confident. Here are **7 Ways to Reduce Stress** that can help all of us.

Parenting Ideas in the Time of COVID-19¹¹

- 1. FOCUS ON ONE-ON-ONE TIME:** Appreciating that many of you may be working from home and with your children engaged in Distance Learning, this time together can be used as a chance to focus on building stronger relationships with our children and teenagers. Set aside time to spend with each child, ask them what they like to do, give them your full attention and have fun!
- 2. KEEP IT POSITIVE:** Managing work, supporting Distance Learning, and keeping children occupied can drain our energy; we may find ourselves losing patience and focusing on what they are doing wrong. Children are much more likely to do what we ask if we give them positive instructions and lots of praise for what they do right. When we keep a positive perspective, we are more likely to see what is positive in our children and in our situations. This includes maintaining a positive perspective as it relates to yourself and your parenting. Acknowledge these are unusual times and we are all doing our best. Be kind to yourself and focus on your accomplishments.
- 3. CREATE ROUTINES AND STRUCTURE:** This stressful time has taken away our daily work, home and school routines. This is hard for children, teenagers and for you. Making new routines or keeping structure to your daily activities can help. Consider setting routines for bedtimes, meals, homework and play. All children need structure and routine.
- 4. KEEP CALM AND MANAGE STRESS:** This is a stressful time. Be kind to yourself and remember this is a difficult time for many. Taking care of yourself is a parenting strategy that will support your child.
- 5. IT'S OK TO ASK FOR HELP:** It is understandable that during this time of isolation and disrupted routines, children may respond or behave in ways that appear 'out of character.' It is important that we have open conversations with our children about what they are experiencing. If you are worried about, or even just confused by, something your child is doing or saying, please don't hesitate to reach out to your child's teacher or school administrator. We are in uncharted territory, and you do not have to go it alone.



(Adapted from WHO Parenting in the time of COVID-19)

If you are looking for more resources, please check out the [DDSB Your Well-Being Matters, COVID-19: Supports and Resources for Family and Youth](#), [School Mental Health Ontario Parent and Family Resources](#), or [WHO: Parenting During COVID-19](#).

Your Well-Being Matters WELL-BEING EVERYONE EVERY DAY
Stronger together, even when apart

Parent Voice on Distance Learning

We asked parents from our Parent Involvement Committee to share their experiences with us on the early days of Distance Learning. By presenting our common (and sometimes unique) challenges, frustrations, and solutions, we can all help one another to progress and move forward in this unusual and unprecedented time. We really are all in this together.

// PARENT OF A GRADE 10 STUDENT

At the beginning of Distance Learning, I was uncertain how I would be able to assist my daughter (Grade 10) if she had any issues or concerns with her technology. I reached out to the principal of her school, who put me in touch with the resources about Chromebooks and a link to information on accessing the DDSB Student Mobile Campus (Google Classroom). After seeing these resources, I feel very confident that I can assist my daughter with any technical issues that she might face. - Ted

// PARENT OF GRADES 6 & 8 STUDENTS

My children were overwhelmed with the amount of work being assigned. We organized assignments and I reassured them they will get caught up. I called their teacher about my concerns and she then relayed these concerns in her staff meeting. After the weekend, my daughters received a questionnaire about work load and they noticed a decrease in assignments. They were relieved. - Robyn

// PARENT OF GRADES 3, 4, AND 10 STUDENTS

With three kids in grades 3, 4, and 10, at the start of Distance Learning, I had a hard time getting on Google Classroom. I was able to talk with my child's teacher, who walked me through and helped me with the setup. After I got used to Google Classroom for my younger children, I was sent to a different website to submit work for my high school child in special education. I tried to do this, but it never seemed to upload and I couldn't figure out how to submit the work. So, his teacher set up a Google Classroom and transferred all the work there to help me out. I really appreciate all the help and support I got from all my kids' teachers during this time. They have helped us make the best of a difficult situation. Thank you. - Trish

UPCOMING EVENTS

13

VIRTUAL PARENTS AS PARTNERS SYMPOSIUM "BE WELL ~ BE POSITIVE"

May 28, 2020 @ 7:00 p.m.

Register on-line here

VIRTUAL PIC MEETING

May 26, 2020 @ 7:00 p.m.

STANDING COMMITTEE MEETING

June 1, 2020 @ 7:00 p.m.

BOARD OF TRUSTEES MEETING

June 15, 2020 @ 7:00 p.m.

SEAC MEETING

June 17, 2020 @ 6:30 p.m.



Links

- **Subscribe to Our Newsfeeds**
- **Distance Learning Plan**
- **Frequently Asked Questions**
- **DDSB Parent Engagement Videos: Google Read & Write, Google Classroom, Web Resources**
- **Additional Learning Resources**
- **Ministry of Education Learn-at-Home**

ADMINISTRATIVE REPORT

REPORT TO: Durham District School Board

DATE: June 1, 2020

SUBJECT: Indigenous History Month

PAGE NO. 1 of 4

ORIGIN: Norah Marsh, Acting Director of Education
Mohamed Hamid, Superintendent of Education

1. Purpose

In recognition of Indigenous History Month, the purpose of this report is to share with the Board of Trustees the initiatives the Indigenous Education Department has supported that focus on ensuring Indigenous histories and Knowledge Systems are included in our Distance Learning classrooms. The initiatives reflect the Durham District School Board's commitment to Human Rights, reconciliation and Indigenous student achievement, success and well-being.

2. Ignite Learning Strategic Priority/Operational Goals

Equity - *Promote a sense of belonging and increase equitable outcomes for all by identifying and addressing barriers to success and engagement.*

- Support initiatives and programs that reinforce and further develop Indigenous culturally relevant and responsive practices
- Support high-quality education and expectations for Indigenous students

Success – *Set high expectations and provide support to ensure all staff and students reach their potential every year.*

- Support programming that will positively impact Indigenous student achievement and honour their human rights
- Support the implementation of the Truth and Reconciliations Call to Action #62 and 63
- Work with Indigenous communities/organizations and DDSB to continuously create/modify/enhance Indigenous Education Strategies

Engagement – *Engage students, parents and community members to improve students' outcomes and build public confidence.*

- Encourage continued involvement of Indigenous families and communities
- Continue to promote mutually supportive relationships between First Nations, Métis and Inuit families, students, communities and the DDSB

3. Background

Indigenous Education Department Focus

This year the Indigenous Education Department has worked closely with schools through knowledge building, coaching/mentoring and job-embedded practice to begin to examine the history of colonization and the ongoing impacts facing Indigenous students and families. We have partnered with schools as they explore Indigenous pedagogies and work towards creating culturally relevant and responsive learning environments that embrace the Human Rights of Indigenous Peoples and demonstrate acts of reconciliation. Key projects have included:

- Indigenous Culturally Relevant and Responsive Pedagogy Projects
- Release of the revised Indigenous Studies Curriculum
- Indigenous focused English

As we moved to a Distance Learning model of education, the Indigenous Education Department continued to support the creation and sharing of resources, offering rich professional development opportunities and ongoing community and family engagement. While Indigenous History month is honoured and recognized in June, the learning takes place consistently throughout the school year.

4. Analysis

Distance Learning Supports

From the inception of the SPARK Distance Learning Resource Portal, members of the Indigenous Education Team have been part of the subcommittees that have been developing content that the site offers, and a Spark Page was created specifically for Indigenous Studies teachers as they build Distance Learning programming. These resources support the integration of Indigenous histories, knowledge systems and pedagogies. The Indigenous History Month resource document has also been shared on all Spark pages for educators to access.

The Indigenous Education Department participated in a multi-department collaborative project focused on supporting educators as they built Distance Learning classroom communities ensuring that Indigenous pedagogies were embedded. On-line professional learning opportunities have been delivered to support educators as they utilize this resource and gain a deeper understanding of how to create distance learning communities with a focus on engagement, mattering and belonging.

Indigenous community members have continued to support authentic learning through virtual classroom visits. The grade five Social Studies curriculum in particular has received explicit support as have numerous kindergarten classes.

A speaker series will be hosted online for Indigenous students, families, and community members. These sessions will also provide additional professional development opportunities to educators. Indigenous families and students were sent a survey to determine their current needs and as a result a series of online sessions are planned to meet their requests.

Four on-line professional professional development sessions have been offered to both elementary and secondary educators focused on the sharing of resources that can be used during Distance Learning to support the inclusion of Indigenous histories and authentic Indigenous voices. The Indigenous Education team worked alongside educators to embed these resources into a rich online platform.

The Indigenous Education Department will host a virtual book club featuring Jesse Thistle's best-selling memoir *From the Ashes*. It will be offered to all who are interested in learning more about severance from land and the on-going impacts of colonization. The author, Jesse Thistle, will join participants in a live Skype call to engage in important conversations.

The Indigenous Education Department has remained committed to connecting with families and students to ensure they have the support and resources necessary to access Distance Learning and ensure that a feeling of community connection is being maintained during this time. The Indigenous Education Department has co-planned with educators to ensure programming is responsive to the Indigenous students they serve and Indigenous resources and learning opportunities have been shared and accessed by families.

5. Financial Implications

All initiatives that involved funding were supported through the Indigenous Education Board Action Plan funding.

6. Evidence of Impact

As the Indigenous Education Department continues to focus on fulfilling Calls to Action #62 and #63 and upholding the United Nations Declaration for the Rights of Indigenous Peoples (UNDRIP) we are working alongside educators to engage in professional learning that will deepen a collective understanding of the long-lasting impacts of colonization. This knowledge will drive a systemic response to Indigenous students who are disproportionately represented by negative outcomes. As we know better, we will do better.

In combination with this, we are also guiding and supporting educators as they engage students in rich learning that centers Indigenous voices, addresses true histories and promotes acts of reconciliation. As our students and educators understand more about the sophistication of Indigenous knowledge systems, the historical and ongoing injustices they have experienced, and our collective responsibilities, they are more apt to take action against Anti-Indigenous racism.

We will know we have been successful when, as a board, we see evidence of where we are making a difference.

- All Secondary Schools include Indigenous authors within their English courses
- Schools ensure programming is reflective of the Truth and Reconciliation Calls to Action, UNDRIP and Ontario Human Rights Code
- School Improvement Plans include a reconciliation goal that honours Indigenous human rights
- System leaders will engage in ongoing learning guided by Indigenous scholars about the historical and current impacts of colonization that continue to impact Indigenous student well-being and achievement

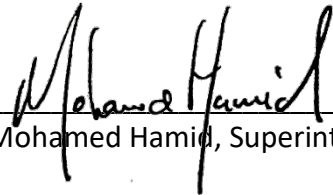
7. Conclusion

This report is respectfully submitted to the Board of Trustees for information.

Report reviewed and submitted by:



Norah Marsh, Acting Director of Education



Mohamed Hamid, Superintendent of Education

ADMINISTRATIVE REPORT

REPORT TO: Durham District School Board

DATE: Monday, June 1, 2020

SUBJECT: Update #5 on School Closures

PAGE NO. 1 of 3

ORIGIN: Norah Marsh, Acting Director of Education

1. Purpose

To provide an update to the Board of Trustees on school closures and subsequent related activities for the period of May 15, 2020 to June 1, 2020.

2. Ignite Learning Strategic Priority/Operational Goals

EQUITY – *Promote a sense of belonging and increase equitable outcomes for all by identifying and addressing barriers to success and engagement.*

ENGAGEMENT – *Engage students, parents and community members to improve student outcomes and build public confidence.*

SUCCESS – *Set high expectations and provide support to ensure all students and staff reach their full potential every year.*

WELL-BEING – *Create safe, welcoming, inclusive learning spaces to promote well-being for all students and staff.*

LEADERSHIP – *Identify future leaders, actively develop new leaders and responsively support current leaders.*

INNOVATION – *Reimagine learning and teaching spaces through digital technologies and innovative resources.*

3. Background

3.1 Retrieval of Personal Belongings

On May 27, 2020 the Ministry of Education released a memo authorizing access for students and families to school sites for the purpose of retrieving personal belongings. We were able to share our operational plan with school administrators the same day as we had previously created an extensive plan for this complex undertaking in collaboration with our partners at Durham Region Public Health and were pleased that the Ministry responded to our advocacy on behalf of our families. This task will be dependent on many staff supporting the smooth

implementation. Educators who are directly involved will provide communication to their students so that students are aware that educators will not be available for online learning during those days. Health and safety are central to the plan's implementation and families will be hearing from their schools shortly to book a time.

3.2 Assessment, Evaluation and Reporting Memo

The Ministry of Education released a memo on May 27, 2020 providing guidance on final report cards. We will be working with school staffs as well as the Information Technology Services department to provide report cards to families based on the general guidance within the memo. In alignment to our local collective agreement with elementary teachers, Friday, June 5th, 2020 continues to be designated as a Report Card Writing Day. Additional information regarding distribution and signage of reports for both elementary and secondary students will follow.

3.3 Inclusive Student Services Team

Documents outlining Individual Education Plans and Identification, Placement and Review Committees during Distance Learning are posted on the Durham District School Board website. The team is currently finalizing guidelines for transition planning for students with special needs specific to June and August/September, as well a system planning around adaptation to change with partners in Safe Schools and Mental Health.

3.4 Feedback

Throughout this process, feedback has helped guide the work. We are grateful to students and families for taking the time to provide us with information. We have incorporated the feedback into documents for teachers' use in their program and assessment planning. Feedback has previously been shared with The Board, but can now also be found at <https://www.ddsb.ca/en/programs-and-learning/distance-learning-thoughtexchange-results.aspx>.

3.5 Summer Learning

Staff are actively working on opportunities for students to engage in summer learning. We also recognize, however, that for many students and families an opportunity to disconnect may be of value from a well-being perspective. A full report on summer learning opportunities will be presented at the next board meeting. We also understand that further information will be provided by the Ministry of Education in the coming weeks.

4. Analysis

DDSB staff have shifted in an incredible way during this period of school closures. Lessons learned during this period is informing our planning for the new school year so that we are better poised

ADMINISTRATIVE REPORT

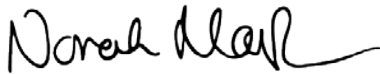
Page 3 of 3

to offer fluidity of learning based on evolving circumstances. A continued focus on the big ideas and critical thinking skills will help students transition into their next grade of learning. While we recognize that this situation has been challenging, we think that there are many lessons learned that will enrich teaching and learning moving forward.

5. Conclusion

This report outlines the developments in relation to school closures and direction on Distance Learning since May 19, 2020.

Report reviewed and submitted by:



Norah Marsh, Acting Director of Education

ADMINISTRATIVE REPORT

REPORT TO: Standing Committee **DATE:** June 1, 2020

SUBJECT: Official Enrolment Projections 2020 to 2024 **PAGE NO.** 1 of 4

ORIGIN: Norah Marsh, Acting Director of Education
Carla Kisko, Interim Associate Director of Corporate Services
Christine Nancekivell, Chief Facilities Officer
Carey Trombino, Manager of Property and Planning
Anne Dobos, Senior Planner

1. Purpose

The purpose of this report is to provide information on the October 31, 2020 Official Enrolment Projections (OEP). A copy of the OEP summary tables are attached as Appendix A.

2. Ignite Learning Strategic Priority/Operational Goals

Increase Student Achievement and Well-being:

- Align resources to where they are most needed to support equitable outcomes for all students
- Provide safe, inclusive and respectful learning environments which support positive academic, mental and physical growth.

3. Background

Board Planning staff, in conjunction with Operations and Business staff, has developed the Official Enrolment Projections for October 31, 2020. Staff had Principal input at both the elementary and secondary level via discussions, meetings and/or e-mails.

4. Analysis

4.1 Official Enrolment Projections

The methodology used to determine the 2020 OEP can be found in the attached copy of the projections as Appendix B. Based on the 2020 projections, the DDSB is anticipated to have, from October 2019 to October 2020:

- A decline of 91 elementary pupils
- An increase of 299 secondary pupils
- An overall enrolment increase of 208 pupils

ADMINISTRATIVE REPORT

Official Enrolment Projections 2020 to 2024

Page 2 of 4

4.2 Utilization Rates

Municipal utilization rates have been shown on the Summary chart entitled, “Municipal Enrolment and Utilization Rates” found as Appendix C, of this report.

While these summary pages, found in Appendix C, illustrate the over/under utilization that is projected, they also enable the process of formulating long term accommodation options for all school facilities.

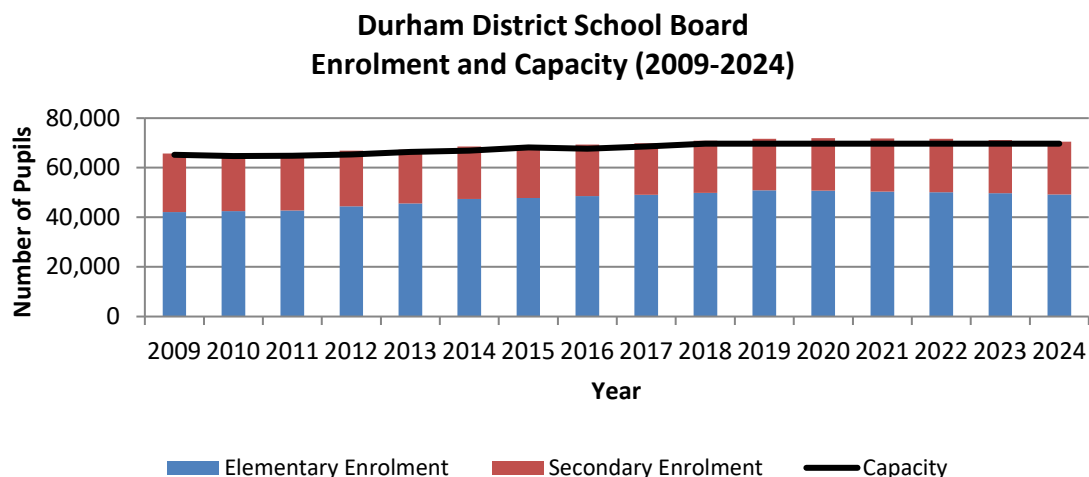
4.3 Enrolment and Capacity Charts

The following charts visually reflect the Board’s overall utilization, actual from 2009 to 2019 and projected from 2020 through to 2024. There are three charts shown below: a combined elementary and secondary enrolment and capacity; an elementary enrolment and capacity; a secondary enrolment and capacity.

From these charts the over/under utilization, by year, can be seen. The changes in capacity reflect the opening of new schools/additions, closures of schools, partnerships in schools, changes in Ministry Rated Capacity loadings to reflect primary class size and FDK.

Chart 1 below shows combined elementary and secondary total enrolments (actuals and projections) as well as the total combined capacity for each year.

Chart 1 – Durham District School Board Enrolment and Capacity (2009-2024)



ADMINISTRATIVE REPORT

Official Enrolment Projections 2020 to 2024

Page 3 of 4

Chart 2 shows the total elementary enrolment (actuals and projections) and capacity for each of the years.

Chart 2 – Elementary Enrolment and Capacity (2009-2024)

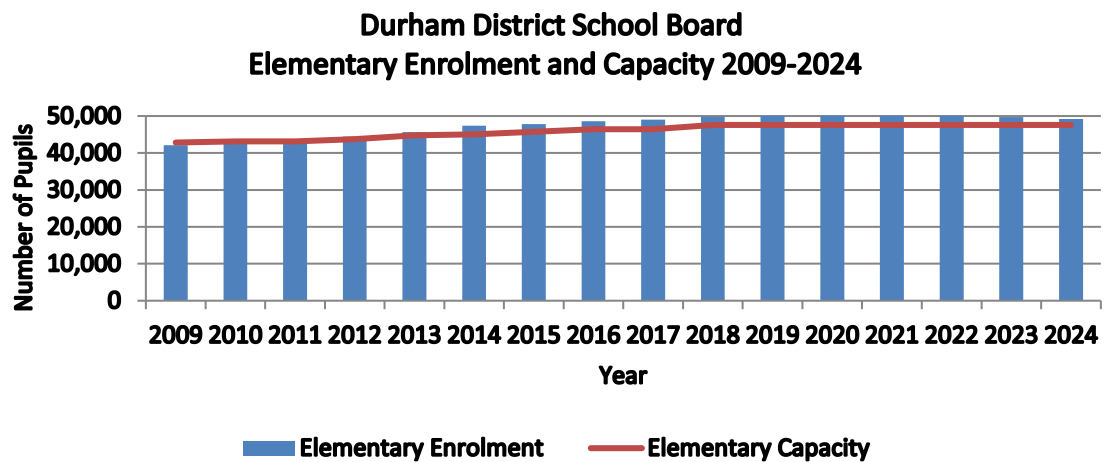
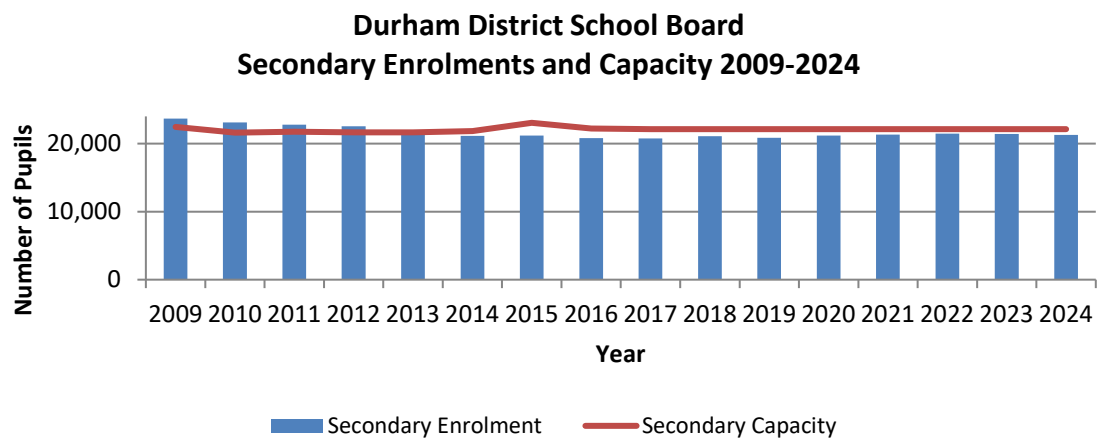


Chart 3 below shows the total secondary enrolment (actuals and projections) and capacity for each of the years.

Chart 3- Secondary Enrolment and Capacity (2009-2024)



ADMINISTRATIVE REPORT

Official Enrolment Projections 2020 to 2024

Page 4 of 4

4.4 Portable Needs

Portable needs, for September, will be reviewed in the following context:

- Accommodation needs
- COVID-19 Physical Distancing
- Demolition required due to age and condition

4.5 Trends, Issues and Future Opportunities Report

In September, staff will present the Trends, Issues and Future Opportunities report which will address accommodation in all areas and at individual, specific schools. The report will review all accommodation needs, which include growth areas, closures and consolidations, boundary adjustments and program relocations for both elementary and secondary schools.

5. Conclusion

The draft October 2020 Official Enrolment Projections project a total of 50,729 elementary pupils and 21,632 secondary pupils, for a combined total of 72,361 pupils.

There is a decrease of 91 pupils proposed in elementary enrolments from October 2019 to October 2020 and an increase of 299 pupils proposed in secondary enrolments from October 2019 to October 2020, for an overall increase 208 pupils for October 2020.

6. Appendices

Appendix A – Executive Summary

Appendix B – Methodology

Appendix C – Municipal Utilization Summary

Report reviewed and submitted by:



Norah Marsh, Acting Director of Education



Carla Kisko, Interim Associate Director of Corporate Services

V:\FacilitiesServices\Admin\Reports_2020\Property Related\SC June 1, 2020 - Official Enrolment Projections 2020-2024.docx

Executive Summary

Staff of the Facilities Services Department, in conjunction with Operations and Business staff, produced this document. Input was also received from elementary and secondary school Principals. The methodology used to produce the Official Enrolment Projections can be found in Appendix A.

For October 2020 there is projected to be a total of 50,729 elementary students. With the full implementation of Full Day Kindergarten, there are no longer part time elementary students. The October 2020 secondary total is projected to be 21,632 secondary students, with a full-time equivalent of 21,569.00.

There is an overall decrease in enrolment of 91 students from the actual enrolment in October 2019 to that which is projected for October 2020 in the elementary panel. At the secondary level the enrolment is projected to increase by 299 students.

For October 2020, total student enrolment for the Durham District School Board is projected to be 72,361 students with full-time equivalent of 72,298.00. This would be an overall increase of 407.29 pupils from October 2019 to that projected for October 2020.

Calculations of Students as Full Time Equivalent

Full-time equivalent (FTE) numbers are shown for secondary schools only. With the full implementation at all elementary schools, part time students in Junior Kindergarten (JK) and Senior Kindergarten (SK) no longer exist.

Accommodation

The Durham District School Board opened a new Elementary school in north Oshawa in September 2019. Elsie MacGill PS is located on Greenhills Avenue, at the end of Clearbrook Drive. Elsie MacGill PS provides necessary relief to the enrolment pressure that Sherwood PS had been experiencing for a number of years. The numerous portables that were on site at Sherwood PS have been removed from and the site is again being used as a playground. Elsie MacGill PS is a thriving new addition to the rapidly developing new development area of Oshawa.

Portable Classrooms

A total of 284 portable classrooms were in use in the system throughout the 2019/2020 school year, 234 portables at the elementary level and 50 portables at the secondary level.

In order to accommodate 2019-2020 enrolment, 25 new portables were installed at sited throughout the Board during the summer and into the fall of 2019. In 2018, 39 new portables were added to the system. During the summer of 2017, 31 new portable classrooms were introduced into the system. As of the 2019/20 school year, 183 air conditioned portables provide additional learning space for students in the system. Staff will continue to work with the schools for effective and efficient use of classrooms and to continue to reduce the number of portable classrooms required throughout the system.

Housing Development & Growth Analysis

Durham Region is continuing to experience housing growth in Pickering, Ajax, Whitby and Oshawa. Growth within the City of Pickering continues along the east and west sides of Brock Road, between Concession Road 3 and Taunton Road. The first phase of the Seaton community development, south of Taunton Road, to the east of Whites Road, is almost complete. The next phase being prepared for construction is immediately north of this area on the north side of Taunton Road at Sideline 26.

The Town of Ajax continues to experience some subdivision development as well as infill development. Subdivision development is generally located at Church Street at Rossland Road.

The Town of Whitby is experiencing development in West Whitby and the expansion of Brooklin is anticipated in the near future. West Whitby development is occurring from the west extent of the built up area of Whitby, to Hwy 412 (link to Hwy 407); between Dundas Street and the north side of Taunton Road. Similar to the development in Pickering, there are a number of builders participating in the development of these lands, resulting in the rapid house construction.

The City of Oshawa is continuing to experience development growth to the north of Taunton Road, however, residential permit issuance for 2019 was significantly lower than past years. Development plans in the Windfields Farm lands continue to be completed on both sides of Simcoe Street. In the Kedron Planning Area, various land owners and developers have submitted Draft Plans of Subdivision to the City of Oshawa, underground servicing is underway and closings are anticipated for late 2021.

The Townships of Uxbridge, Scugog and Brock have small plans of subdivision as well as individual redevelopment and infill construction which help to sustain enrolment in each of their school communities.

The impact of Covid-19 on development, as with all aspects of life at this time, is uncertain. How development and the residential construction industry will be affected by the pause created by the pandemic will not be evident for months to come. We will need to closely monitor the housing starts and closings in order to determine changes in trends created by this "new normal".

SUMMARY TABLES

Elementary Student Summary							
Municipality	2019 Ministry Rated Capacity	Actual	Projected				
		October 2019	Oct 2020	Oct 2021	Oct 2022	Oct 2023	Oct 2024
City of Pickering	7,215	7,096	7,195	7,270	7,363	7,426	7,485
Town of Ajax	11,164	11,692	11,494	11,330	11,196	11,044	10,876
Town of Whitby	12,105	13,079	13,050	12,866	12,701	12,479	12,240
City of Oshawa	14,213	14,264	14,365	14,406	14,383	14,283	14,173
Township of Uxbridge	1,960	1,753	1,724	1,683	1,664	1,646	1,628
Township of Scugog	1,971	1,812	1,752	1,689	1,645	1,611	1,573
Township of Brock	1,173	1,124	1,149	1,185	1,207	1,236	1,243
Total	49,801	50,820	50,729	50,429	50,159	49,725	49,218

Secondary Student Summary							
Municipality	2019 Ministry Rated Capacity	Actual	Projected				
		Oct 2019	Oct 2020	Oct 2021	Oct 2022	Oct 2023	Oct 2024
City of Pickering	3,231	2,477	2,553	2,716	2,815	2,936	2,977
Town of Ajax	4,551	4,779	4,898	4,951	4,964	5,027	4,928
Town of Whitby	5,628	5,654	5,688	5,797	5,825	5,780	5,727
City of Oshawa	5,586	5,460	5,610	5,583	5,632	5,708	5,702
Township of Uxbridge	1,290	1,100	1,071	1,018	1,023	982	983
Township of Scugog	1,227	1,014	986	918	879	844	825
Township of Brock	651	390	376	365	328	314	306
Durham Alternative	0	459	450	450	450	450	450
Total	22,164	21,333	21,632	21,798	21,916	22,041	21,898
Grand Total	71,965	72,153	72,361	72,227	72,075	71,766	71,116

Secondary Full-Time Equivalent Summary							
Municipality	2019 Ministry Rated Capacity	Actual	Projected				
		Oct 2019	Oct 2020	Oct 2021	Oct 2022	Oct 2023	Oct 2024
City of Pickering	3,231	2,445.59	2,539.00	2,701.12	2,799.50	2,919.83	2,960.54
Town of Ajax	4,551	4,810.18	4,892.00	4,944.94	4,957.91	5,020.82	4,921.93
Town of Whitby	5,628	5,514.42	5,678.00	5,786.75	5,814.66	5,769.74	5,716.85
City of Oshawa	5,586	5,326.95	5,587.00	5,560.14	5,608.41	5,685.00	5,679.05
Township of Uxbridge	1,290	1,150.06	1,065.00	1,012.30	1,017.27	976.50	977.49
Township of Scugog	1,227	1,027.11	982.00	914.28	875.43	840.58	821.65
Township of Brock	651	376.55	376.00	365.00	328.00	314.00	306.00
Durham Alternative	0	419.85	450.00	450.00	450.00	450.00	450.00
Total	22,164	21,070.71	21,569.00	21,734.52	21,851.18	21,976.47	21,833.51

2020 to 2024 Projected Elementary Enrolment

Sch #	School Name	Grades	2019 Ministry Rated Capacity	Total Enrolment Numbers					
				Actual	Projected				
				October 2019	October 2020	October 2021	October 2022	October 2023	October 2024
City of Pickering									
384	Altona Forest	JK to 8	444	344	340	332	329	332	333
370	Bayview Heights	JK to 8	559	339	356	366	375	376	387
419	Claremont	JK to 8	187	159	157	160	158	152	162
375	Elizabeth B. Phin	JK to 8	400	386	376	380	373	382	390
373	Fairport Beach	JK to 8	328	213	233	243	254	261	273
372	Frenchman's Bay	JK to 8	650	607	620	646	679	706	723
374	Gandatsetiagon	JK to 8	403	546	552	539	531	538	531
379	Glengrove	JK to 8	380	329	323	320	319	316	317
383	Highbush	JK to 8	679	644	651	655	649	647	638
382	Maple Ridge	JK to 8	441	667	674	708	741	763	781
377	Rosebank	JK to 8	190	216	213	216	216	213	211
371	Sir John A. Macdonald	JK to 8	489	346	346	359	367	365	374
381	Valley Farm	JK to 8	651	704	732	722	729	716	708
412	Valley View	JK to 8	167	366	377	367	368	366	347
380	Vaughan Willard	JK to 8	328	284	288	283	280	278	284
385	Westcreek	JK to 8	424	332	358	382	403	437	458
376	William Dunbar	JK to 8	495	614	599	592	592	578	568
Town of Ajax									
402	Alexander Graham Bell	JK to 8	512	493	504	503	489	476	467
397	Applecroft	JK to 8	308	323	319	303	289	277	260
390	Bolton C. Falby	JK to 8	712	615	595	574	564	558	536
398	Cadarackque	JK to 8	570	691	667	658	659	665	670
414	Carruthers Creek	JK to 8	755	831	829	823	819	816	812
368	da Vinci	JK to 8	565	859	836	797	765	739	705
401	Dr. Roberta Bondar	JK to 8	403	198	197	193	192	190	191
394	Duffin's Bay	JK to 8	397	221	209	203	195	196	191
403	Eagle Ridge	JK to 8	435	657	654	650	646	624	618
393	Lakeside	JK to 8	475	287	268	264	264	257	249
415	Lester B. Pearson	JK to 8	426	376	367	349	350	333	330
399	Lincoln Alexander	JK to 8	435	509	502	505	494	496	492
400	Lincoln Avenue	JK to 8	305	319	311	315	309	300	283
392	Lord Elgin	JK to 8	259	201	196	196	194	196	193
410	Michaelle Jean	JK to 8	553	822	810	837	864	881	888
408	Nottingham	JK to 8	521	561	536	504	480	460	437
396	Roland Michener	JK to 8	271	246	244	235	228	223	230
454	Romeo Dallaire	JK to 8	582	544	530	508	480	452	437
395	Southwood Park	JK to 8	656	710	687	694	711	713	723
405	Terry Fox	JK to 8	349	421	442	431	436	428	438
386	Vimy Ridge	JK to 8	562	702	678	672	657	662	639
390	Viola Desmond	JK to 8	663	749	770	790	789	785	774
417	Westney Heights	JK to 8	450	357	343	326	322	317	314

2020 to 2024 Projected Elementary Enrolment

Sch #	School Name	Grades	2019 Ministry Rated Capacity	Total Enrolment Numbers					
				Actual	Projected				
				October 2019	October 2020	October 2021	October 2022	October 2023	October 2024
Town of Whitby									
430	Bellwood	JK to 8	380	445	440	431	430	420	416
444	Blair Ridge	JK to 8	593	649	591	527	482	446	410
443	Brooklin Village	JK to 8	674	751	742	751	764	777	793
436	C.E. Broughton	JK to 8	377	285	322	332	327	330	330
418	Cpt.MichaelVandenBos	JK to 8	619	656	637	626	614	611	611
441	Chris Hadfield	JK to 8	634	842	807	771	731	677	644
425	Col. J.E. Farewell	JK to 8	524	469	541	577	610	623	634
420	Dr. Robert Thornton	JK to 8	443	333	336	328	325	333	326
424	E.A. Fairman	JK to 8	256	251	260	253	260	263	260
437	Fallingbrook	JK to 8	426	449	451	453	441	435	412
431	Glen Dhu	JK to 8	550	521	562	559	556	552	533
404	Jack Miner	JK to 8	386	440	427	427	426	406	402
434	John Dryden	JK to 8	639	743	726	726	716	713	696
473	Julie Payette	JK to 8	645	797	803	805	800	805	796
421	Meadowcrest	JK to 8	285	399	406	405	401	397	394
433	Ormiston	JK to 8	472	436	522	567	602	619	627
429	Pringle Creek	JK to 8	564	570	542	526	510	492	481
446	Robert Munsch	JK to 8	536	702	655	626	598	565	525
439	Sir Samuel Steele	JK to 8	469	497	494	472	458	449	442
411	Sir William Stephenson	JK to 8	438	463	471	466	466	459	451
435	West Lynde	JK to 8	449	460	453	458	453	448	447
416	Whitby Shores	JK to 8	571	708	690	681	671	653	641
413	Williamsburg	JK to 8	513	686	654	600	567	535	511
438	Winchester	JK to 8	662	527	518	499	493	471	459

2020 to 2024 Projected Elementary Enrolment

Sch #	School Name	Grades	2019 Ministry Rated Capacity	Total Enrolment Numbers					
				Actual	Projected				
				October 2019	October 2020	October 2021	October 2022	October 2023	October 2024
City of Oshawa									
101	Adelaide McLaughlin	JK to 8	397	344	342	346	348	351	357
103	Beau Valley	JK to 8	236	217	195	176	169	160	152
104	Bobby Orr	JK to 8	415	243	248	250	256	259	257
454	Clara Hughes	JK to 8	490	801	836	864	897	906	916
107	College Hill	JK to 8	225	261	270	267	269	265	272
111	Coronation	JK to 8	423	397	393	392	380	372	367
119	David Bouchard	JK to 8	579	560	568	599	627	646	675
113	Dr. C. F. Cannon	JK to 8	676	368	364	361	363	370	366
133	Dr. S. J. Phillips	JK to 8	475	414	413	410	395	394	390
105	Elsie MacGill	JK to 8	516	441	458	459	449	435	434
102	Forest View	JK to 8	444	484	505	497	505	518	534
120	Glen Street	JK to 8	455	384	396	416	419	421	430
126	Gordon B. Attersley	JK to 8	481	397	414	428	446	451	458
122	Harmony Heights	JK to 8	317	318	302	284	266	247	243
125	Hillsdale	JK to 8	233	131	129	135	140	136	140
116	Jeanne Sauve	JK to 8	576	752	803	825	838	855	841
302	Kedron	JK to 8	262	384	359	353	341	317	315
108	Lakewoods	JK to 8	504	303	303	298	295	288	277
131	Mary Street	JK to 8	0	177	182	188	196	198	194
114	Norman G. Powers	JK to 8	490	639	595	552	519	474	435
132	Northern Dancer	JK to 8	513	745	779	798	802	804	804
124	Pierre Elliott Trudeau	JK to 8	495	735	688	651	619	581	553
135	Queen Elizabeth	JK to 8	565	507	508	506	499	491	476
134	Seneca Trail	JK to 8	542	538	549	553	528	522	505
112	Sherwood	JK to 8	467	443	422	408	406	403	386
154	Stephen G. Saywell	JK to 8	403	565	511	496	479	459	447
143	Sunset Heights	JK to 8	380	451	537	577	600	616	612
147	Village Union	JK to 8	996	389	388	390	399	402	401
145	Vincent Massey	JK to 8	441	536	551	559	565	565	561
127	Walter E. Harris	JK to 8	420	597	599	617	628	646	665
153	Waverly	JK to 8	492	380	395	380	370	363	346
149	Woodcrest	JK to 8	305	363	363	371	370	368	364

2020 to 2024 Projected Elementary Enrolment

Sch #	School Name	Grades	2019 Ministry Rated Capacity	Total Enrolment Numbers					
				Actual	Projected				
				October 2019	October 2020	October 2021	October 2022	October 2023	October 2024
Township of Uxbridge									
364	Goodwood	JK to 8	213	208	214	206	198	192	189
306	Joseph Gould	JK to 8	567	528	515	499	504	498	496
304	Quaker Village	JK to 8	409	366	347	334	321	314	310
321	Scott Central	JK to 8	305	294	287	281	275	274	264
305	Uxbridge	JK to 8	466	357	361	363	366	368	369
Township of Scugog									
110	Cartwright Central	JK to 8	446	288	283	287	285	287	285
453	Greenbank	JK to 6	127	142	138	130	127	130	121
451	Prince Albert	JK to 8	260	252	252	243	237	234	226
440	R. H. Cornish	JK to 8	639	649	629	591	589	576	556
445	S. A. Cawker	JK to 8	499	481	450	438	407	384	385
Township of Brock									
309	Beaverton	JK to 8	144	191	202	222	236	245	257
307	McCaskill's Mills	JK to 8	487	452	447	444	436	434	429
341	Sunderland	JK to 8	312	354	367	381	389	405	404
310	Thorah Central	JK to 8	230	127	133	138	146	152	153
Regional Total			49,801	50,820	50,729	50,429	50,159	49,725	49,218

Summary Tables

Municipality	2019 Ministry Rated Capacity	Total Enrolment Numbers					
		Actual	Projected				
		October 2019	October 2020	October 2021	October 2022	October 2023	October 2024
City of Pickering	7,215	7,096	7,195	7,270	7,363	7,426	7,485
Town of Ajax	11,164	11,692	11,494	11,330	11,196	11,044	10,876
Town of Whitby	12,105	13,079	13,050	12,866	12,701	12,479	12,240
City of Oshawa	14,213	14,264	14,365	14,406	14,383	14,283	14,173
Township of Uxbridge	1,960	1,753	1,724	1,683	1,664	1,646	1,628
Township of Scugog	1,971	1,812	1,752	1,689	1,645	1,611	1,573
Township of Brock	1,173	1,124	1,149	1,185	1,207	1,236	1,243
TOTAL	49,801	50,820	50,729	50,429	50,159	49,725	49,218

October 2020 Projected Elementary Enrolment by Grade

School	JK	SK	1	2	3	4	5	6	7	8	Sp Ed JK/SK	Sp Ed 1-8	Total
<u>City of Pickering</u>													
Altona Forest	35	35	31	30	31	36	28	26	32	37	0	19	340
Bayview Heights	51	52	33	25	28	34	30	40	32	31	0	0	356
Claremont	18	18	13	15	17	13	7	23	19	14	0	0	157
E.B. Phin	40	38	35	38	48	34	27	26	42	31	0	17	376
Fairport Beach	44	35	28	17	19	11	16	21	15	17	0	10	233
Frenchmans Bay	25	32	85	85	82	55	73	63	61	59	0	0	620
Gandatsetiagon	60	59	47	56	48	53	59	45	60	65	0	0	552
Glengrove	35	32	28	39	33	32	27	31	29	31	0	6	323
Highbush	60	52	70	62	52	76	62	56	70	72	0	19	651
Maple Ridge	31	30	99	81	89	74	76	72	61	61	0	0	674
English	31	30	14	6	16	10	17	23	17	29	0	0	193
French Immersion			85	75	73	64	59	49	44	32	0	0	481
Rosebank	23	23	22	17	22	28	21	22	19	16	0	0	213
Sir John A. Macdonald	30	30	38	36	36	35	31	42	32	27	0	9	346
English	30	30	8	12	8	11	15	16	15	12	0	9	166
French Immersion			30	24	28	24	16	26	17	15	0	0	180
Valley Farm	75	76	67	62	71	67	66	84	59	89	0	16	732
Valley View	37	36	40	41	30	37	43	34	33	46	0	0	377
Vaughan Willard	30	30	30	23	21	28	18	26	27	29	0	26	288
Westcreek	32	33	29	45	34	39	35	28	45	38	0	0	358
William Dunbar	45	55	52	39	53	38	52	56	41	48	0	120	599

School	JK	SK	1	2	3	4	5	6	7	8	Sp Ed JK/SK	Sp Ed 1-8	Total
<u>Town of Ajax</u>													
Alexander Graham Bell	25	31	23	38	34	35	32	45	48	36	0	157	504
Applecroft	25	39	30	31	33	25	37	32	33	34	0	0	319
Bolton C. Falby	55	70	55	46	61	58	63	48	52	61	0	26	595
Cadarackque	24	30	81	85	80	77	69	68	73	80	0	0	667
English	24	30	17	26	22	21	23	25	24	23	0	0	235
French Immersion	0	0	64	59	58	56	46	43	49	57	0	0	432
Carruthers Creek	85	99	83	72	97	77	77	76	77	77	0	9	829
da Vinci	71	75	69	63	108	86	94	86	89	95	0	0	836
Dr. Roberta Bondar	19	19	25	22	16	21	17	19	17	22	0	0	197
Duffin's Bay	19	17	25	21	14	23	23	17	26	24	0	0	209
Eagle Ridge	55	65	49	68	74	75	57	73	55	63	0	20	654
Lakeside	25	32	20	27	26	21	31	30	23	26	0	7	268
Lester B Pearson	31	38	35	30	49	32	30	44	26	44	0	8	367
Lincoln Alexander	55	61	35	52	44	45	52	46	59	53	0	0	502
Lincoln Avenue	33	31	23	21	34	28	37	38	36	30	0	0	311
Lord Elgin	21	32	21	18	14	16	21	16	20	17	0	0	196
Michaëlle Jean	30	28	105	100	109	96	98	88	78	78	0	0	810
Nottingham	48	49	38	35	58	53	62	59	63	71	0	0	536
Roland Michener	25	26	22	27	13	24	13	25	26	29	0	14	244
Romeo Dallaire	50	58	41	37	44	52	52	65	65	57	0	9	530
Southwood Park	35	37	86	79	73	78	74	82	67	76	0	0	687
English	35	37	10	7	15	14	12	23	12	19	0	0	184
French Immersion			76	72	58	64	62	59	55	57	0	0	503
Terry Fox	49	51	38	45	36	43	32	50	37	53	0	8	442
Vimy Ridge	69	70	51	69	73	75	81	53	73	64	0	0	678
Viola Desmond	82	90	73	61	83	82	75	77	75	72	0	0	770
Westney Heights	27	30	39	26	37	37	28	30	29	42	0	18	343

October 2020 Projected Elementary Enrolment by Grade

School	JK	SK	1	2	3	4	5	6	7	8	Sp Ed JK/SK	Sp Ed 1-8	Total
<u>Town of Whitby</u>													
Bellwood	41	54	39	43	52	35	40	46	37	43	0	10	440
Blair Ridge	34	44	42	53	64	58	65	65	74	92	0	0	591
Brooklin Village	58	60	86	77	79	69	73	76	76	79	0	9	742
English	58	60	21	16	19	25	30	30	41	36	0	9	345
French Immersion			65	61	60	44	43	46	35	43	0	0	397
C. E. Broughton	39	27	33	31	32	29	33	30	36	27	0	5	322
Regular calendar	19	19	20	18	22	16	18	20	17	16	0	5	190
Modified calendar	20	8	13	13	10	13	15	10	19	11	0	0	132
Capt. Michael VandenBos	40	43	69	61	67	68	69	64	71	65	0	20	637
English	40	43	26	16	26	33	29	31	36	27	0	20	327
French Immersion			43	45	41	35	40	33	35	38	0	0	310
Chris Hadfield	55	59	58	81	91	96	84	105	91	87	0	0	807
Col J. E. Farewell	51	76	47	34	52	65	46	63	48	48	0	11	541
Dr. R. Thornton	35	35	30	37	29	32	39	24	35	40	0	0	336
E. A. Fairman	21	29	20	21	24	30	31	27	24	33	0	0	260
Fallingbrook	42	40	37	40	41	51	55	40	54	42	0	9	451
Glen Dhu	43	49	60	59	62	52	59	53	54	64	0	7	562
Jack Miner	30	33	21	31	36	32	32	48	29	28	0	107	427
John Dryden	52	51	79	65	69	83	91	77	84	75	0	0	726
English	52	51	33	24	28	45	54	46	58	48	0	0	439
French Immersion			46	41	41	38	37	31	26	27	0	0	287
Julie Payette	27	31	95	86	101	76	104	90	100	93	0	0	803
Meadowcrest	36	23	40	45	40	51	43	44	44	40	0	0	406
Ormiston	60	50	53	48	44	59	52	48	48	51	0	9	522
Pringle Creek	40	51	51	36	55	56	44	51	49	47	0	62	542
Robert Munsch	45	47	69	49	71	75	77	71	75	76	0	0	655
Sir Samuel Steele	44	44	43	52	41	52	45	48	53	61	0	11	494
Sir William Stephenson	47	52	35	42	37	34	52	51	44	49	0	28	471
West Lynde	45	48	41	44	50	53	40	44	44	34	0	10	453
Whitby Shores	64	53	67	78	64	74	72	78	70	70	0	0	690
Williamsburg	54	56	50	49	57	65	67	75	76	96	0	9	654
Winchester	47	53	36	46	38	66	53	63	47	59	0	10	518
Regular calendar	26	32	18	23	24	33	31	43	31	38	0	10	309
Modified calendar	21	21	18	23	14	33	22	20	16	21	0	0	209

October 2020 Projected Elementary Enrolment by Grade

School	JK	SK	1	2	3	4	5	6	7	8	Sp Ed JK/SK	Sp Ed 1-8	Total
City of Oshawa													
Adelaide McLaughlin	36	35	34	35	32	24	27	30	31	29	0	29	342
Beau Valley	12	20	20	14	24	23	18	19	17	28	0	0	195
Bobby Orr	24	22	19	29	22	26	23	18	15	19	0	31	248
Clara Hughes	96	115	77	88	78	80	81	82	58	62	0	19	836
College Hill	28	33	19	25	32	24	19	30	24	28	0	8	270
Coronation	30	32	29	29	32	41	33	36	40	29	0	62	393
David Bouchard	50	46	73	65	49	62	48	58	49	48	0	20	568
English	50	46	18	19	16	20	18	24	18	21	0	20	270
French Immersion			55	46	33	42	30	34	31	27	0	0	298
Dr. C. F. Cannon	38	36	35	29	43	40	38	27	32	37	0	9	364
Dr. S. J. Phillips	39	44	34	40	44	49	39	36	50	38	0	0	413
Elsie MacGill	40	42	53	40	39	48	43	57	53	43	0	0	458
Forest View	56	60	51	48	54	48	36	39	44	59	0	10	505
Glen Street	46	47	36	44	31	34	34	41	40	23	0	20	396
Gordon B. Attersley	48	55	36	34	52	33	38	40	27	31	0	20	414
Harmony Heights	21	34	22	18	19	28	23	38	37	36	0	26	302
Hillsdale	13	9	18	9	12	24	8	16	7	6	0	7	129
Jeanne Sauve	29	29	95	96	102	110	109	78	82	73	0	0	803
Kedron	30	32	36	39	36	39	28	50	38	31	0	0	359
Lakewoods	25	34	31	36	23	31	33	29	25	26	0	10	303
Mary Street	20	23	22	16	22	16	23	17	11	12	0	0	182
Norman G. Powers	43	46	40	50	45	63	75	81	69	78	0	5	595
Northern Dancer	90	83	83	68	65	83	67	74	73	74	0	19	779
Pierre Elliott Trudeau	50	59	66	61	72	79	70	80	74	77	0	0	688
Queen Elizabeth	43	49	61	44	47	57	54	47	46	41	0	19	508
Seneca Trail	51	50	49	45	53	51	51	49	79	52	0	19	549
Sherwood	35	46	34	45	45	41	46	42	26	42	0	20	422
Stephen G. Saywell	40	44	56	50	61	43	50	58	55	54	0	0	511
Sunset Heights	55	59	55	57	62	36	67	50	47	49	0	0	537
Village Union	40	39	38	39	36	40	39	35	29	36	0	17	388
Vincent Massey	60	58	47	48	63	56	54	50	53	53	0	9	551
Walter E. Harris	28	30	80	69	69	69	61	62	69	62	0	0	599
Waverly	30	34	41	40	35	44	44	34	37	42	0	14	395
Woodcrest	37	37	49	34	39	32	38	36	35	26	0	0	363

October 2020 Projected Elementary Enrolment by Grade

School	JK	SK	1	2	3	4	5	6	7	8	Sp Ed JK/SK	Sp Ed 1-8	Total
<u>Township of Uxbridge</u>													
Goodwood	17	19	23	17	16	23	19	22	24	24	0	10	214
Joseph Gould	48	44	52	46	50	52	48	52	41	62	0	20	515
Quaker Village	28	30	28	30	33	33	31	34	40	40	0	20	347
Scott Central	25	26	26	29	34	24	33	24	29	28	0	9	287
Uxbridge	25	34	40	44	38	29	39	38	37	37	0	0	361
<u>Township of Scugog</u>													
Cartwright Central	31	42	29	25	22	26	28	24	28	20	0	8	283
Epsom													
Greenbank	15	21	16	18	22	10	16	20	0	0	0	0	138
Prince Albert	19	27	20	27	24	28	28	23	27	29	0	0	252
R. H. Cornish	28	55	50	59	57	58	72	65	59	78	0	48	629
English	28	55	10	17	20	15	23	19	27	32	0	48	294
French Immersion			40	42	37	43	49	46	32	46	0	0	335
S. A. Cawker	32	34	28	32	29	34	33	41	84	69	0	34	450
<u>Township of Brock</u>													
Beaverton	17	17	24	28	22	23	14	19	16	12	0	10	202
McCaskill's Mills	34	39	44	39	38	45	45	42	48	41	0	32	447
English	34	39	24	19	18	26	27	25	31	25	0	32	300
French Immersion			20	20	20	19	18	17	17	16	0	0	147
Sunderland	42	43	39	33	40	41	40	23	32	25	0	9	367
Thorah Central	17	12	16	12	12	10	15	10	8	11	0	10	133

October 2020 Projected Elementary Enrolment by Grade

Municipality	JK	SK	1	2	3	4	5	6	7	8	Sp Ed JK/SK	Sp Ed 1-8	Total
City of Pickering	671	666	747	711	714	690	671	695	677	711	0	242	7,195
Town of Ajax	958	1,078	1,067	1,073	1,210	1,159	1,155	1,167	1,147	1,204	0	276	11,494
Town of Whitby	1,050	1,108	1,201	1,208	1,296	1,361	1,366	1,381	1,363	1,399	0	317	13,050
City of Oshawa	1,283	1,382	1,439	1,384	1,438	1,474	1,417	1,439	1,372	1,344	0	393	14,365
Township of Uxbridge	143	153	169	166	171	161	170	170	171	191	0	59	1,724
Township of Scugog	125	179	143	161	154	156	177	173	198	196	0	90	1,752
Township of Brock	110	111	123	112	112	119	114	94	104	89	0	61	1,149
Total	4,340	4,677	4,889	4,815	5,095	5,120	5,070	5,119	5,032	5,134	0	1,438	50,729

38 2020 to 2024 Projected Secondary FTE

School	2019 Ministry Rated Capacity	Full-Time Equivalent Numbers					
		Actual	Projected				
		October 2019	October 2020	October 2021	October 2022	October 2023	October 2024
City of Pickering							
Dunbarton HS	1,722	1,407.51	1,473.00	1,570.67	1,612.52	1,680.30	1,690.26
Pine Ridge SS	1,509	1,038.08	1,066.00	1,130.46	1,186.98	1,239.53	1,270.28
Town of Ajax							
Ajax HS	1,425	1,163.22	1,229.00	1,236.99	1,217.01	1,220.01	1,149.07
J. Clarke Richardson Col.	1,425	1,804.17	1,754.00	1,782.97	1,806.94	1,832.91	1,833.91
Pickering HS	1,701	1,842.79	1,909.00	1,924.97	1,933.96	1,967.91	1,938.95
Town of Whitby							
Anderson CVI	996	819.77	742.00	730.05	719.09	710.13	694.19
Brooklin HS	1,173	1,303.01	1,356.00	1,372.96	1,360.99	1,350.01	1,349.02
Donald A. Wilson SS	1,257	1,377.81	1,673.00	1,783.74	1,849.58	1,841.60	1,823.64
Henry Street HS	975	775.77	791.00	823.00	806.00	798.00	787.00
Sinclair SS	1,227	1,238.06	1,116.00	1,077.00	1,079.00	1,070.00	1,063.00
City of Oshawa							
Eastdale CVI	1,029	1,010.48	959.00	929.09	926.10	937.07	936.07
G.L. Roberts CVI	960	401.56	466.00	479.85	510.52	518.44	518.44
Maxwell Heights SS	1,245	1,629.87	1,605.00	1,564.25	1,536.43	1,551.33	1,529.47
O'Neill CVI	1,302	1,235.04	1,340.00	1,349.98	1,367.52	1,397.14	1,435.12
R.S. McLaughlin CVI	1,050	1,050.00	1,217.00	1,236.97	1,267.84	1,281.01	1,259.95
Township of Uxbridge							
Uxbridge SS	1,290	1,150.06	1,065.00	1,012.30	1,017.27	976.50	977.49
Township of Scugog							
Port Perry HS	1,227	1,027.11	982.00	914.28	875.43	840.58	821.65
Township of Brock							
Brock HS	651	376.55	376.00	365.00	328.00	314.00	306.00
Durham Alternative							
DASS	0	419.85	450.00	450.00	450.00	450.00	450.00
Total	22,164	21,070.71	21,569.00	21,734.52	21,851.18	21,976.47	21,833.51

Summary Table

Municipality	2019 Ministry Rated Capacity	Full-Time Equivalent Numbers					
		Actual	Projected				
		October 2019	October 2020	October 2021	October 2022	October 2023	October 2024
City of Pickering	3,231	2,445.59	2,539.00	2,701.12	2,799.50	2,919.83	2,960.54
Town of Ajax	4,551	4,810.18	4,892.00	4,944.94	4,957.91	5,020.82	4,921.93
Town of Whitby	5,628	5,514.42	5,678.00	5,786.75	5,814.66	5,769.74	5,716.85
City of Oshawa	5,586	5,326.95	5,587.00	5,560.14	5,608.41	5,685.00	5,679.05
Township of Uxbridge	1,290	1,150.06	1,065.00	1,012.30	1,017.27	976.50	977.49
Township of Scugog	1,227	1,027.11	982.00	914.28	875.43	840.58	821.65
Township of Brock	651	376.55	376.00	365.00	328.00	314.00	306.00
Durham Alternative	0	419.85	450.00	450.00	450.00	450.00	450.00
Total	22,164	21,070.71	21,569.00	21,734.52	21,851.18	21,976.47	21,833.51

39 2019 to 2023 Projected Secondary

School	2019 Ministry Rated Capacity	Enrolment Numbers					
		Actual	Projected				
		October 2019	October 2020	October 2021	October 2022	October 2023	October 2024
City of Pickering Schools							
Dunbarton HS	1,722	1,434	1,478	1,576	1,618	1,686	1,696
Pine Ridge SS	1,509	1,043	1,075	1,140	1,197	1,250	1,281
Town of Ajax Schools							
Ajax HS	1,425	1,190	1,230	1,238	1,218	1,221	1,150
J. Clarke Richardson Col.	1,425	1,748	1,756	1,785	1,809	1,835	1,836
Pickering HS	1,701	1,841	1,912	1,928	1,937	1,971	1,942
Town of Whitby Schools							
Anderson CVI	996	797	745	733	722	713	697
Brooklin HS	1,173	1,329	1,359	1,376	1,364	1,353	1,352
Donald A. Wilson SS	1,257	1,549	1,677	1,788	1,854	1,846	1,828
Henry Street HS	975	807	791	823	806	798	787
Sinclair SS	1,227	1,172	1,116	1,077	1,079	1,070	1,063
City of Oshawa Schools							
Eastdale CVI	1,029	997	962	932	929	940	939
G.L. Roberts CVI	960	435	471	485	516	524	524
Maxwell Heights SS	1,245	1,586	1,615	1,574	1,546	1,561	1,539
O'Neill CVI	1,302	1,309	1,343	1,353	1,371	1,400	1,438
R.S. McLaughlin CVI	1,050	1,133	1,219	1,239	1,270	1,283	1,262
Township of Uxbridge Schools							
Uxbridge SS	1,290	1,100	1,071	1,018	1,023	982	983
Township of Scugog Schools							
Port Perry HS	1,227	1,014	986	918	879	844	825
Township of Brock Schools							
Brock HS	651	390	376	365	328	314	306
Durham Alternative							
DASS	0	459	450	450	450	450	450
Total	22,164	21,333	21,632	21,798	21,916	22,041	21,898

Summary Table

Municipality	2019 Ministry Rated Capacity	Enrolment Numbers					
		Actual	Projected				
		October 2019	October 2020	October 2021	October 2022	October 2023	October 2024
City of Pickering	3,231	2,477	2,553	2,716	2,815	2,936	2,977
Town of Ajax	4,551	4,779	4,898	4,951	4,964	5,027	4,928
Town of Whitby	5,628	5,654	5,688	5,797	5,825	5,780	5,727
City of Oshawa	5,586	5,460	5,610	5,583	5,632	5,708	5,702
Township of Uxbridge	1,290	1,100	1,071	1,018	1,023	982	983
Township of Scugog	1,227	1,014	986	918	879	844	825
Township of Brock	651	390	376	365	328	314	306
Durham Alternative	0	459	450	450	450	450	450
Total	22,164	21,333	21,632	21,798	21,916	22,041	21,898

2020 Official Enrolment Projections

October 2020 Projected Secondary Enrolment by Grade

School	9	10	11	12	Spec. Ed.	Sub- Total	Total	FTE
City of Pickering								
Dunbarton HS	379	364	382	353	45	1,478	1,478	1,473.00
Pine Ridge SS	262	265	260	288	45	1,075	1,075	1,066.00
Town of Ajax								
Ajax HS	332	275	302	321	28	1,230	1,230	1,229.00
J. Clarke Richardson Col.	455	426	415	460	56	1,756	1,756	1,754.00
Pickering HS	508	452	467	485	187	1,912	1,912	1,909.00
Town of Whitby								
Anderson CVI	180	180	170	215	78	745	745	742.00
Brooklin HS	334	356	341	328	32	1,359	1,359	1,356.00
Donald A. Wilson SS	461	464	387	365	25	1,678	1,678	1,673.00
Henry Street HS	190	197	220	185	31	791	791	791.00
Sinclair SS	271	286	255	305	32	1,117	1,117	1,116.00
City of Oshawa								
Eastdale CVI	246	225	228	263	62	962	962	959.00
G.L. Roberts CVI	130	124	100	116	68	471	471	466.00
Maxwell Heights SS	396	382	403	434	33	1,615	1,615	1,605.00
O'Neill CVI	325	361	330	327	75	1,343	1,343	1,340.00
R.S. McLaughlin CVI	337	314	272	296	71	1,219	1,219	1,217.00
Township of Uxbridge								
Uxbridge SS	248	279	227	317	45	1,071	1,071	1,065.00
Township of Scugog								
Port Perry HS	230	234	233	289	80	986	986	982.00
Township of Brock								
Brock HS	83	84	103	106	29	376	376	376.00
Durham Alternative								
DASS	0	0	450	0	0	450	450	450.00

October 2020 Summary by Grade

Municipality	9	10	11	12	Spec. Ed.	Sub- Total	Total	FTE
City of Pickering	641	629	642	641	90	2,553	2,553	2,539.00
Town of Ajax	1,295	1,153	1,184	1,266	271	4,898	4,898	4,892.00
Town of Whitby	1,436	1,483	1,373	1,398	198	5,690	5,690	5,678.00
City of Oshawa	1,434	1,406	1,333	1,436	309	5,610	5,610	5,587.00
Township of Uxbridge	248	279	227	317	45	1,071	1,071	1,065.00
Township of Scugog	230	234	233	289	80	986	986	982.00
Township of Brock	83	84	103	106	29	376	376	376.00
Durham Alternative	0	0	450	0	0	450	450	450.00
Total	5,367	5,268	5,545	5,454	1,022	21,634	21,634	21,569.00

Projection Methodology

The purpose of this appendix is to provide an accurate account of the process used to reach the 2020 Official Enrolment Projection (OEP) for each school within the Durham District School Board. The Ministry of Education requires an enrolment reporting date of October 31.

Elementary Schools

Various data sources were used to determine the elementary enrolment projections. The primary data source for the October 2020 OEP is the October 31, 2019 enrolment collected from elementary schools.

The second data source used is the pre-registration data collected from schools for Junior Kindergarten (JK) and Senior Kindergarten (SK) students for September 2020. Pre-registration began in January 2020 and assists staff in verifying JK and SK class size. If the pre-registration number is larger than the projected enrolment, then the number is revised to match the pre-registration, if historically the students showed up at the school in September. Also, pre-registrations were also adjusted downwards if historically lower pre-registrations translated to lower September actual registrations.

The third data source used is an average percent increase of SK enrolments from the previous JK enrolment, done by school. The factor is used in determining the SK enrolments. In some instances a municipal average was used for a school, as the school average had been skewed by a boundary change etc.

The fourth data source used is a 4-year average percentage of JK enrolments to that of SK enrolments, by school. This factor is used in determining the JK enrolments.

The fifth data source used is the overflow transportation listings for all schools.

The sixth data source used is registered subdivision development information. The data is collected from the Board's Education Development Charges database, through registered plans of subdivision, and verified by visits to individual subdivision developments.

The final source of data is used when new schools are opened or boundary changes occur. The names and addresses of potential students within the boundary area for the new/existing school are collected and sorted by grade. The projection for the new school is created from existing school populations.

The following general assumptions have been used to project pupils forward at the elementary level:

- Grade 1 to 8 students are moved forward from one grade to the next.
- To account for the Grade 1 French Immersion pupils, without double counting them, pupils have been deducted from Grade 1 enrolments at English program schools.
- French Immersion Grade 1 students are calculated based on a five-year average percent of students in the SK program going to Grade 1.
- All grades for French Immersion students were adjusted if historically, the school has showed a decline in enrolment from grade to grade progression.
- Students starting in Grade 4 gifted program is based upon data received from the Inclusive Student Services department. To avoid double counting, pupils have been deducted from Grade 3 enrolments at each pupils' current school.
- Where overflow transportation occurs, students are returned to their home school for the following years.
- Inclusive Student Services enrolments shown at each school remains constant with the actual October enrolment, unless program changes are known at the time of creating the OEP.
- Growth pupils from registered plans of subdivisions are added to the OEP annually for each appropriate school, with distribution evenly distributed between Grades 1 to 8. The JK and SK factors that are used, account for growth trends.
- Feeder schools are assigned on historical boundaries. Where the programs and/or school boundaries are altered, each school is accordingly adjusted to eliminate missed data and double counting.

Secondary Schools

The primary data source used in creating the secondary projections for October 2020 is the October 31, 2019 secondary enrolment data.

The second data source used is the elementary October 31, 2019 Grade 8 figures, to determine the Grade 9 class size in each municipality. If the number of option sheets collected is greater or significantly lower than that of the projection, then the number is revised to reflect such.

The following assumptions have been used to project pupils forward at the secondary level:

- Self Contained students are assumed to remain constant for each year.
- Grades 9 to 11 are moved forward to the next grade based on an average 3-year retention rate, by grade, for each individual school.
- Growth from new developments is captured in the retention rates for each of the grades.
- Even though secondary schools are a 4-year program, there continues to be retention of pupils for a 5th year. This retention has been reflected

by school, based on the number of students at the school moving from Grade 11 to Grade 12 (which includes 5th year students).

- Secondary numbers are verified in meetings with Principals of each school and the actual number of option sheets they have received for students.

Elementary Summary Table

Municipality	Total Elementary Enrolment																													
	Actual					2020 Official Enrolment Projections																								
	2019 Capacity	2019 Enrolment	Excess Spaces	% Utilization	Portables used	2020 Capacity	2020 Enrolment	Excess Spaces	% Utilization	Portables Required	2021 Capacity	2021 Enrolment	Excess Spaces	% Utilization	Portables Required	2022 Capacity	2022 Enrolment	Excess Spaces	% Utilization	Portables Required	2023 Capacity	2023 Enrolment	Excess Spaces	% Utilization	Portables Required	2024 Capacity	2024 Enrolment	Excess Spaces	% Utilization	Portables Required
City of Pickering	7,215	7,096	119	98%	29	7,120	7,195	-75	101%	36	7,120	7,270	-150	102%	35	7,120	7,363	-243	103%	35	7,120	7,426	-306	104%	36	7,120	7,485	-365	105%	35
Town of Ajax	11,164	11,692	-528	104%	52	11,100	11,494	-394	103%	46	11,658	11,330	328	97%	45	11,658	11,196	462	96%	45	11,658	11,044	614	94%	44	11,658	10,877	781	93%	38
Town of Whitby	12,105	13,079	-974	108%	54	12,105	13,050	-945	107%	46	12,595	12,866	-271	102%	43	12,595	12,701	-106	100%	40	12,595	12,479	116	99%	37	12,595	12,241	354	97%	37
City of Oshawa	14,213	14,264	-51	100%	84	14,213	14,365	-152	101%	84	14,213	14,406	-193	101%	86	14,213	14,383	-170	101%	88	14,213	14,283	-70	100%	89	14,213	14,172	41	99%	89
Township of Uxbridge	1,960	1,753	207	89%	4	1,960	1,724	236	87%	3	1,960	1,683	277	85%	2	1,960	1,664	296	84%	2	1,960	1,646	314	83%	2	1,960	1,628	332	83%	2
Township of Scugog	1,971	1,812	159	91%	6	1,971	1,752	219	88%	4	1,971	1,689	282	85%	2	1,971	1,645	326	83%	2	1,971	1,611	360	81%	2	1,971	1,573	398	79%	2
Township of Brock	1,173	1,124	49	95%	5	1,173	1,149	24	97%	7	1,173	1,185	-12	101%	9	1,125	1,207	-82	107%	6	1,125	1,236	-111	109%	8	1,125	1,243	-118	110%	9
Overall Elementary Totals	49,801	50,820	-1,019	102%	234	49,642	50,729	-1,087	102%	226	50,690	50,429	261	99%	222	50,642	50,159	483	99%	218	50,642	49,725	917	98%	218	50,642	49,219	1,423	97%	212

-91

Secondary Summary Table

Municipality	Total Secondary Enrolment																													
	Actual					2020 Official Enrolment Projections																								
	2019 Capacity	2019 Enrolment	Excess Spaces	% Utilization	Portables used	2020 Capacity	2020 Enrolment	Excess Spaces	% Utilization	Portables Required	2021 Capacity	2021 Enrolment	Excess Spaces	% Utilization	Portables Required	2022 Capacity	2022 Enrolment	Excess Spaces	% Utilization	Portables Required	2023 Capacity	2023 Enrolment	Excess Spaces	% Utilization	Portables Required	2024 Capacity	2024 Enrolment	Excess Spaces	% Utilization	Portables Required
City of Pickering	3,231	2,477	754	77%	0	3,231	2,553	678	79%	0	3,231	2,716	515	84%	0	3,231	2,815	416	87%	0	3,231	2,936	295	91%	0	3,231	2,977	254	92%	0
Town of Ajax	4,551	4,779	-228	105%	21	4,551	4,898	-347	108%	24	4,551	4,951	-400	109%	26	4,551	4,964	-413	109%	27	4,551	5,027	-476	110%	30	4,551	4,928	-377	108%	29
Town of Whitby	5,628	5,654	-26	100%	21	5,628	5,688	-60	101%	26	5,628	5,797	-169	103%	32	5,628	5,825	-197	104%	34	5,628	5,780	-152	103%	33	5,628	5,727	-99	102%	32
City of Oshawa	5,586	5,460	126	98%	13	5,811	5,610	201	97%	18	5,811	5,583	228	96%	17	5,811	5,632	179	97%	17	5,811	5,708	103	98%	19	5,811	5,702	109	98%	17
Township of Uxbridge	1,290	1,100	190	85%	2	1,290	1,071	219	83%	2	1,290	1,018	272	79%	2	1,290	1,023	267	79%	2	1,290	982	308	76%	2	1,290	983	307	76%	2
Township of Scugog	1,227	1,014	213	83%	0	1,227	986	241	80%	0	1,227	918	309	75%	0	1,227	879	348	72%	0	1,227	844	383	69%	0	1,227	825	402	67%	0
Township of Brock	651	390	261	60%	0	650	376	274	58%	0	650	365	285	56%	0	650	328	322	50%	0	650	314	336	48%	0	650	306	344	47%	0
DASS		459					450					450					450					450					450			
Overall Secondary Totals	22,164	21,333	1,290	94%	57	22,388	21,632	1,206	95%	70	22,388	21,798	1,040	95%	77	22,388	21,916	922	96%	80	22,388	22,041	797	96%	84	22,388	21,898	940	96%	80

Note: Utilization Rate Totals do not include DASS enrolment and portables used for Grove Program not included in portable use